



HD-series

WHEEL ASSIST
Makes Wheel Positioning Easy



VIEW ONLINE
DEMO VIDEO



HD-series

Products in this category are certified to the highest level of useful life (professional use and not occasional use) to ensure maximum value from your investment.

All are made of the best materials available and constructed in accordance with the latest and most advanced techniques.

Reaching new heights in professional shop equipment





WHEEL ASSIST
Makes Wheel Positioning Easy

HD-series Wheel Assist

HDY472260 (N.W. 34 kg / 75 lbs)

The Winntec Wheel Assist brings speed and precision to wheel removal and fitting through its innovative, intuitive and highly portable design.

Operating as a standalone piece of workshop equipment, that doesn't require charging or linking up to a power source, the Winntec Wheel Assist has powerful gas springs that will enable workshop technicians to quickly and easily remove and or replace wheels.

Developed in partnership with tire specialists, this unique, **patent pending product**, intuitively supports the technician, enabling them to precisely position the height of the wheel, whilst guarding against injury during the numerous lifts required in the wheel fitting process. Its durable yet lightweight construction means it's easy to move around the workshop too.



Max. capacity : **60 kg / 132 lbs**

Working range : **0 - 710mm / 28 in**

Certified by SGS : **EN ISO 12100:2010 - 2006/42/EC**



HD-series
Wheel Assist

Makes Wheel Positioning Easy



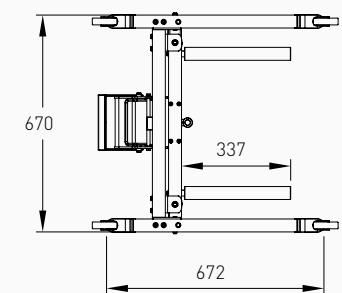
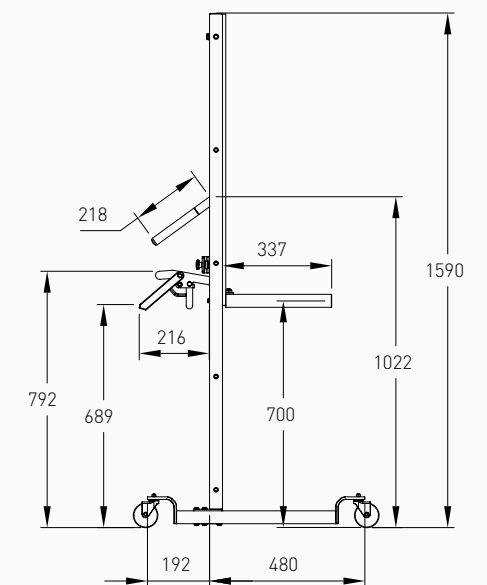
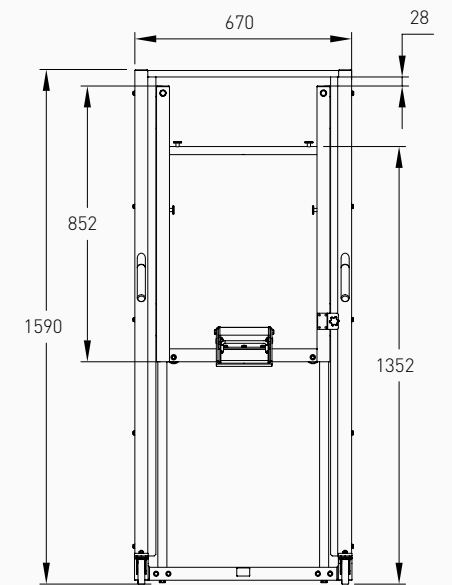
VIEW ONLINE
DEMO VIDEO



“For those removing wheels unassisted there is an increased risk of personal injury, and if a costly wheel lifter is being used there are frustrations relating to the frequency and length of time that they have to be charged, lack of manoeuvrability within the workshop and the speed of operation. Precise positioning is also difficult leading to a risk of damage to the wheel or ceramic brake systems.”

Shortlisted as a finalist in the Automechanika award for innovation in workshop products (2014), the Winntec Wheel Assist combats all of these challenges in a simple to use, cost effective way.

Designed for those heavier 25 kg (55 lbs) plus wheels, the Winntec Wheel Assist will prove to be an essential piece of workshop equipment.



Dimensions shown in mm - 1 mm equals 0.039 in

Max. capacity : **60 kg / 132 lbs**

Working range : **0 - 710mm / 28 in**

Certified by SGS : **EN ISO 12100:2010 - 2006/42/EC**



www.winntec.net



VIEW ONLINE
DEMO VIDEO



Advanced quality and service!

