



















	Brand	Model	Capacity	Operation	Width	Width w/ Sides	Sides	Min Height	Max Height	Vise Incl
	Redline	LD1K	1,000 lbs	Manual or Air	27"	N/A	N/A	7"	30"	Vise
Only for motorcycles - side extensions are not optional. Low lifting height										
	Titan	1000L	1,000 lbs	Manual or Air	27"	N/A	N/A	7"	30"	Vise
Identical to Redline LD1K, only Titan branded										
	Redline	MC1K	1,000 lbs	Air only	24"	48"	Optional	7"	35"	Vise
Light duty table excellent for hobbyists with motorcycles and/or atv's. Not recommended for super heavy bikes, such as Goldwings										
	Redline	DT1K	1,000 lbs	Air only	24"	N/A	N/A	7"	34"	Vise
Table features a drop tail, not a drop-out panel. Comes standard with dolly. Side extensions not offered, so it's motorcycle specific										
	Redline	HD1K	1,000 lbs	Air only	24"	48"	Optional	7"	34"	Vise
Our best selling 1,000 lb air operated table. Industrial grade at a hobbyist price										
	K&L	MC615R	1,000 lbs	Air only	24"	48"	Optional	7.25"	35"	No
One of our high-end high-price tables. Expect exceptional quality										
	Titan	1000D	1,000 lbs	Air only	24"	48"	Optional	7"	35"	Vise
Lots of free accessories. Roller drop out, standard drop out, front ext panel, 42" rear ext ramp										

	Brand	Model	Capacity	Operation	Width	Width w/ Sides	Sides	Min	Max	Vise Incl
	Kernel	M1000C	1,000 lbs	Air only	24"	48"	Optional	7"	30"	Vise
Very heavy duty 1k lb table with great parts availability. Stocked in warehouses all across the U.S.										
	HMC	RL-3090	1,200 lbs	Air only	30"	60"	Optional	8"	39"	No
Optional 4 pc side extensions handle motorcycles, ATV's or trikes. 4 pc side extensions are superior to 2 pc sets										
	Handy	40100G	1,200 lbs	Air only	24"	48"	Optional	8"	39"	No
Table is shorter than most and includes no dropout panel. Quality is excellent										
	Handy	40200G	1,200 lbs	Air only	24"	48"	Optional	8"	39"	No
Same as Handy 40100G but is a little longer and has dropout panel. Utilizes air bag, not air cylinder										
	Redline	1500HD-A	1,500 lbs	Manual or Air	29.5"	51"	Standard	8"	43"	Vise
Our best selling air/hydraulic 1,500 lb lift table. Lots of accessories and capacity for not a lot of money										
	Redline	1500HD-E	1,500 lbs	Electric only	29.5"	51"	Standard	8"	43"	Vise
Same as 1500HD-A, but electric upgrade is smoother, quieter, faster and with better pump longevity										
	Redline	1500ELE	1,500 lbs	Electric only	29.5"	51"	Standard	8"	43"	Chock
Our best selling electric/hydraulic 1,500 lb lift table. The power unit is built into the base of the table, which is highly preferred										

	Brand	Model	Capacity	Operation	Width	Width w/ Sides	Sides	Min	Max	Vise Incl
	Redline	TR1500-A	1,500 lbs	Manual or Air	29.5"	63"	Standard	8"	46"	No
The side extensions are short, so they are trike specific. Not recommended for ATV owners, just motorcycles and trikes										
	Redline	TR1500-E	1,500 lbs	Electric only	29.5"	63"	Standard	8"	46"	No
Same as TR1500-A, but electric upgrade is smoother, quieter, faster and with better pump longevity										
	Handy	B.O.B.	1,500 lbs	Air only	28"	52"	Optional	10"	40"	No
Very high quality 1,500 lb lift, but lowered height is rather high at 10 inches										
	Kernel	M-1500C-HR	1,500 lbs	Air only	31.5"	50"	Standard	6.75"	38.5"	Vise
Excellent air over hydraulic table with great parts availability. Stocked in warehouses all across the country										
	K&L	MC625R	1,750 lbs	Air only	29.5"	56" or 68"	Optional	8"	40"	No
Front & rear drop out panels. Optional side extensions are 4 pc, not 2 pc like most lifts. Excellent quality										
	Handy	Gruntavore	1,800 lbs	Air only	60"	60"	Standard	10"	40"	No
Very long & wide. Best suited for UTV's. Works fine with motorcycles & ATV's. Like the B.O.B. 1500, lowered height is rather high										
	K&L	MC655R	2,000 lbs	Electric only	29.5"	56" or 68"	Optional	7"	48"	No
Highest quality table with the best features. Optional 4 pc sides. Optional front and rear extension panels. Has front and rear dropouts										

	Brand	Model	Capacity	Operation	Width	Width w/ Sides	Sides	Min	Max	Vise Incl
	Redline	2200HD	2,200 lbs	Electric only	30"	60.75"	Standard	8"	47"	Vise
Tons of lift height and capacity. Great for UTV customers. Our best bang-for-your-buck high capacity lift table										
	iDeal	2200IEH-XR	2,200 lbs	Electric only	31.5"	50" or 65"	Optional	7"	47"	No
One of our nicest tables. Tons of features and configurations such as hideaway ramp. Optional UTV sides have side dropout panel										
	Handy	R.A.M.	2,500 lbs	Electric only	29"	53"	Optional	9.5"	40"	No
The highest capacity of any lift table on the market. Excellent construction with power unit built into base of table										
	Handy	B.U.L.	2,500 lbs	Air only	27"	N/A	N/A	9.5"	39"	N/A
Excellent lift, but only for UTV's. Has swing arms for lifting from pickup points. No motorccyles or ATV's on this one										

Legend:

Manual or Air: This refers to a hydraulic pump that can be operated either via compressed air or manually. No electric operation

Electric only: This refers to a hydraulic pump that operates via 110 volt electric motor. No air or manual operation

Air only: This refers to pneumatic or air over hydraulic units that cannot be operated without an air compressor

Disclaimer

Customer is responsible for checking information posted to each lift's product page at the time of purchase

Information found in this sheet may or may not be accurate at the time of purchase due to manufacturer changes

We at www.RedlineStands.com will do our best to keep this sheet up-to-date as manufacturer changes occur

